

# Research & Evaluation Institute

Director | Yolanda Pyrtle | November 20, 2024



**Harris County**  
Department of  
**Education**

# Meet Our Team

**Dr. Akua Obeng**  
**Rose Mary Pacheco**  
**Aansa Usmani**  
**Dr. Jesus Campos**  
**Jonathan Khandaker**  
**Likita Holmes**  
**Tracy Yager**



# What We Do

**REI** supports HCDE and its divisions by providing relevant, timely and efficient data/information.

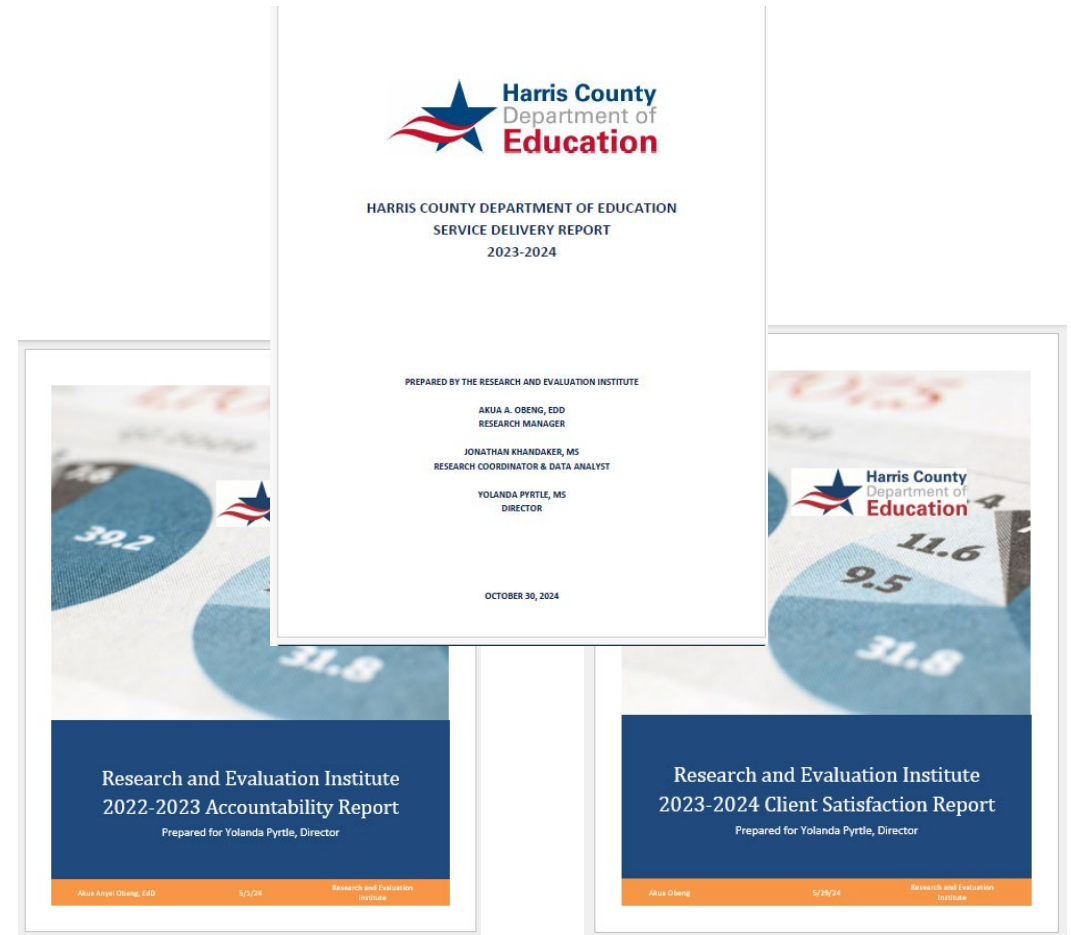
- Annual Accountability Reporting
- Annual Service Delivery Numbers
- Data Dashboards
- Program Evaluations
- Research





# Annual Reports

- **Annual Accountability Reports**
  - Service Delivery Goals
  - Outcomes Goals
  - Financial Effectiveness
- **Annual Service Delivery Reports**
  - Individuals served: **125,265**
  - Students served: **101,730**
  - Educators served: **33,063**
  - Support Clients served: **3,991**
- **Client Satisfaction Reporting**



# Dashboards

- Adult Education
- Business Services
- CASE for Kids
- Center for Educator Success
- Center for Grants Development
- Center for Safe and Secure Schools
- Choice Partners
- Educational Foundation
- Head Start
- Procurement Services
- Records Management
- School-based Therapy Services
- Schools Division




# Program Evaluations

Head Start



CASE for Kids



Center for  
Educator Success





# Research & Conferences

- **CASE for Kids Research**
  - Southwest Educational Research Association Conference
  - American Educational Research Association Conference
- **Texas Council of Women School Executives**
  - Journal Publication
- **Early Winter Childhood Conference**
- **Texas Alliance of Black School Educators**



# Data Events

- **Data Days**
  - Helping divisions visualize and work with their data to make informed decisions.
- **11 Data Events in 2023-2024**
  - Data Days
  - Individual Team Data Digs





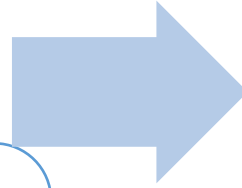
# Trends

- **Data storytelling:** creating concise visualizations that convey a narrative, helping non-experts understand program insights.
- **Live data integration:** allowing stakeholders to monitor metrics as they change to enhance responsiveness and decision-making.
- **Enhanced data transparency and access:** making data more accessible to diverse stakeholders, enabling data-driven culture across the organization.

# What's Next

## Current

- Helping divisions visualize and work with their data through dashboards and data day events
- Program Evaluations: Head Start, CASE, CES
- Research on Current Events, Internal Research



## Future

- Divisions use Dashboards to help make data driven decisions
- Program Evaluations: Internal & External
- Internal & External Research, Publications

# Contact Information

---

**Yolanda Pyrtle, Director of Research & Evaluation**

Research and Evaluation Institute

Email: [ypyrtle@hcde-texas.org](mailto:ypyrtle@hcde-texas.org)

Phone: (713) 696-8297